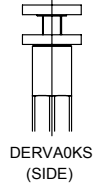
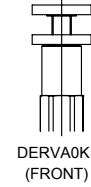
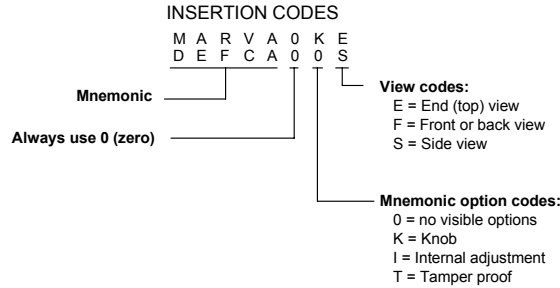


CAD INSERTION CODES - 2D

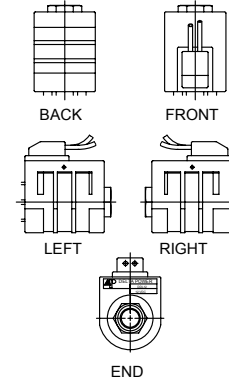
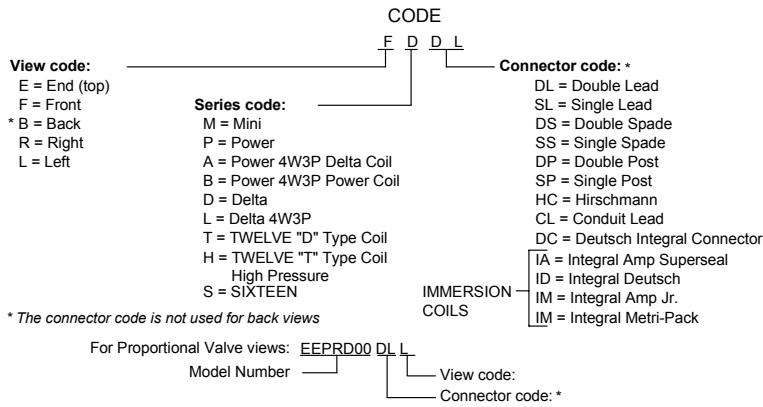
MECHANICAL VALVES

The insertion codes for mechanical valves are based on the first seven digits of the valve mnemonic code number. The eighth digit represents the direction of the view.

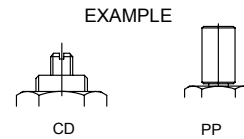
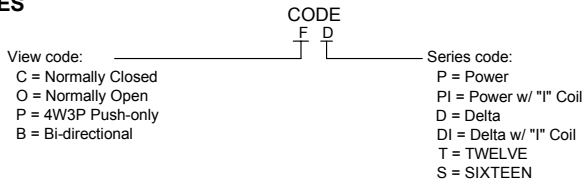


SOLENOID VALVES

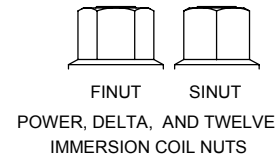
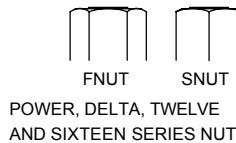
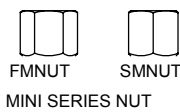
COIL VIEWS



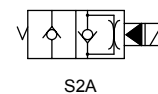
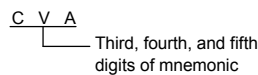
MANUAL OVERRIDES



NORMALLY OPEN VALVE COIL NUTS



HYDRAULIC SYMBOLS



WARNING: the specifications/application data shown in our catalogs and data sheets are intended only as a general guide for the product described (herein). Any specific application should not be undertaken without independent study, evaluation, and testing for suitability.