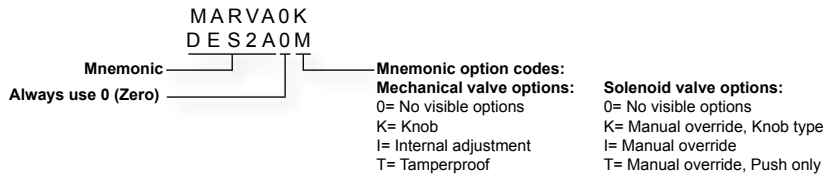
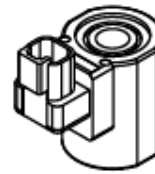
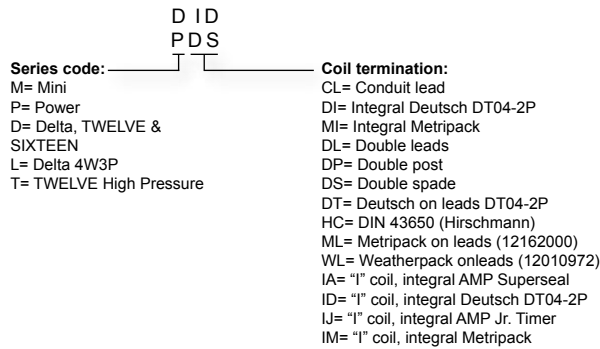



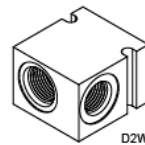
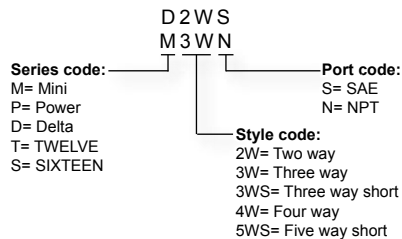
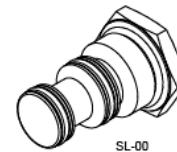
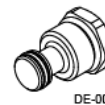
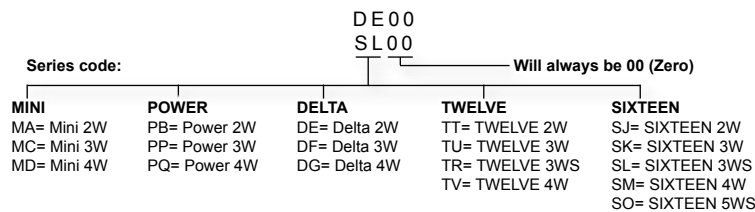
**CAD INSERTION CODES - 3D**
**CARTRIDGE VALVES**
**INSERTION CODES**

**COILS**
**INSERTION CODES**

**COIL NUTS**

**MINI Series:**  
 Normally open: 36202005  
 Normally closed: 36202018

**POWER, DELTA, TWELVE & SIXTEEN Series:**  
 Normally open: 36202020  
 Normally closed: 36202017  
 Normally open w/"I" coil: 36202071  
 Normally closed w/"I" coil: 36202073

**TWELVE High Pressure Series:**  
 Normally closed: 36202059

**4W3P Coil nuts:**  
 Power Series: 36202047  
 Delta Series: 36202046


**BODIES**
**INSERTION CODES**

**CAVITY PLUGS**
**INSERTION CODES**


**WARNING:** the specifications/application data shown in our catalogs and data sheets are intended only as a general guide for the product described (herein). Any specific application should not be undertaken without independent study, evaluation, and testing for suitability.