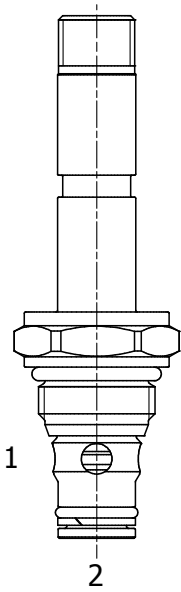


HB-S2D PILOT OPERATED POPPET, 2 WAY NORMALLY OPEN

DESCRIPTION

8 size, 3/4-16 thread, "Power" series, solenoid operated, 2 way normally open, pilot operated poppet valve with reverse flow energized and de-energized.

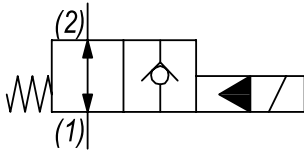
OPERATION

When de-energized the HB-S2D allows flow from (1) to (2) or from (2) to (1). When energized the valve blocks flow from (1) to (2) and allows flow from (2) to (1).

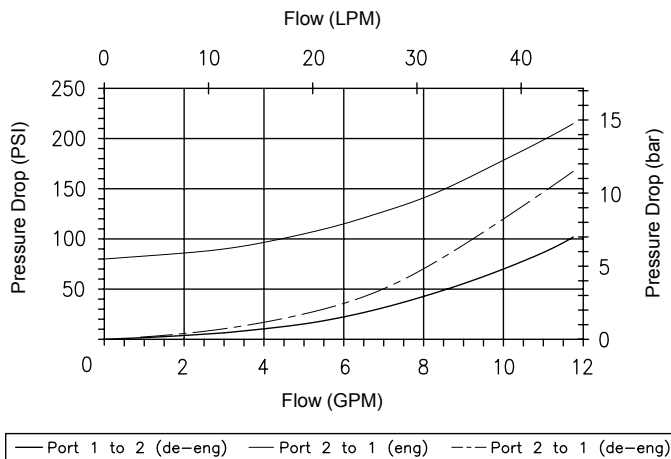
MANUAL OVERRIDE OPTION: to override, turn the manual override screw clockwise. To release, turn the manual override screw counter-clockwise.

FEATURES

- Hardened parts for long life.
- Efficient wet-armature construction.
- Cartridges are voltage interchangeable.
- Manual override option.
- Industry common cavity.
- Unitized, molded coil design.
- Continuous duty rated solenoid.
- Optional coil voltages and terminations.
- Optional "I" Coil: Weatherproof, Thermal Shock, Immersion Safe.

HYDRAULIC SYMBOL

PERFORMANCE

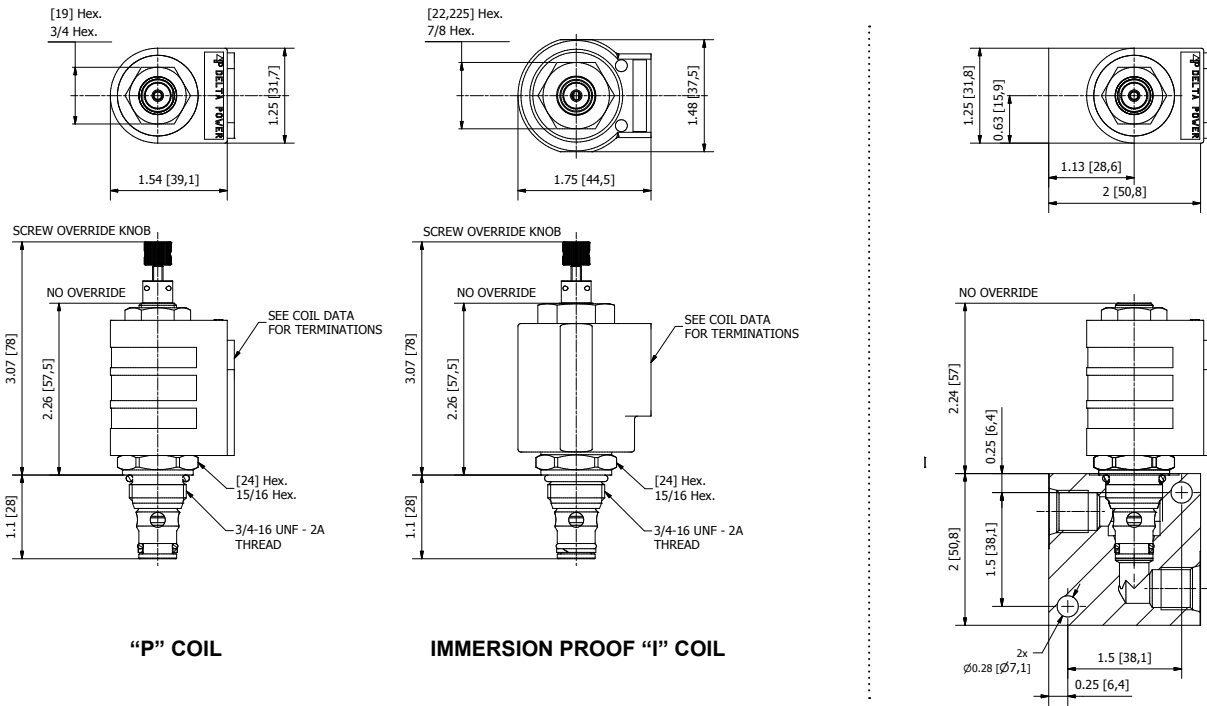
Actual Test Data (Cartridge Only)


VALVE SPECIFICATIONS

Nominal Flow	12 GPM (45 LPM)
Rated Operating Pressure	5000 PSI (345 bar)
Typical Internal Leakage (150 SSU)	0-5 drops/min at 5000 PSI (345 bar)
Viscosity Range	36 to 3000 SSU (3 to 647 cSt)
Filtration	ISO 18/16/13
Media Operating Temp. Range	-40° to 210°F (-40° to 100°C) BUNA seals -4° to 250°F (-20° to 120°C) VITON seals
Weight	.29 lbs (.13 kg)
Operating Fluid Media	General Purpose Hydraulic Fluid
Cartridge Torque Requirements	35 ft-lbs (47 Nm)
Coil Nut Torque Requirements	4-6 ft-lbs (5.4-8.1 Nm)
Cavity	POWER 2W
Cavity Tools Kit	40500005
Seal Kit	21191100

WARNING: the specifications/application data shown in our catalogs and data sheets are intended only as a general guide for the product described (herein). Any specific application should not be undertaken without independent study, evaluation, and testing for suitability.

DIMENSIONS



ORDERING INFORMATION

HB-S2D - - - -

Approximate Coil Weight: .42 lbs (.19 kg)

- OPTIONS**
- Buna Standard **00**
 - Viton Standard **V0**
 - Buna, Override, Knob **0K**
 - Viton, Override, Knob **VK**
 - Buna, Screen **A0**
 - Viton, Screen **W0**
 - Buna, Screen, Override, Knob **B5**
 - Viton, Screen, Override, Knob **V5**

Note: use screen only if flow direction is from (1) to (2)

- BODIES**
- Blank Without Body
 - N** 1/4 NPTF Ports
 - S** #6 SAE Ports

- VOLTAGE**
- 06** 6 VDC
 - 12** 12 VDC
 - 24** 24 VDC
 - 36** 36 VDC
 - 48** 48 VDC
 - 25** 24 VAC
 - 11** 120 VAC
 - 22** 220 VAC
 - 44** 440 VAC

Note: Aluminum Body Not durability rated for 5000 PSI (345 bar), consult factory for high pressure body options.

"P" COIL TERMINATION

- DL** Double Lead
- DT** Deutsch on Leads DT04-2P
- ML** Metri-Pack on Leads
- PL** Packard on Leads
- WL** Weatherpack on Leads

- SS** Single Spade
- DS** Double Spade
- HC** DIN 43650 (Hirschmann) - (AC&DC)
- CL** Conduit Lead - (AC Only)
- DI** Deutsch - Integral DT04-2P

IMMERSION PROOF "I" COIL TERMINATION

- IA** "I" Coil AMP Superseal - Integral
- ID** "I" Coil Deutsch - Integral DT04-2P
- IJ** "I" Coil AMP Jr. Timer - Integral
- IM** "I" Coil Metri-Pack - Integral

For Optional Coil Terminations See Coil Section

WARNING: the specifications/application data shown in our catalogs and data sheets are intended only as a general guide for the product described (herein). Any specific application should not be undertaken without independent study, evaluation, and testing for suitability.